



# Year 3

With  
over 380  
fun stickers!

# NAPLAN<sup>\*</sup>-style LANGUAGE CONVENTIONS

## Workbook and Tests



Develop spelling, grammar and  
punctuation skills

Understand basic sentence  
structure

Improve language-convention skills  
in Standard Australian English



- ✓ Build skills with beginner, medium and advanced levels
- ✓ Levelled practice exercises based on the Australian Curriculum
- ✓ Answers for all exercises and tests

## 4 NAPLAN<sup>-style</sup> practice tests

\* This NAPLAN-style workbook has been produced by Hinkler independently of Australian Governments and is not an officially endorsed publication of the NAPLAN program.

Published by Hinkler Books Pty Ltd  
45–55 Fairchild Street  
Heatherton Victoria 3202 Australia  
[www.hinkler.com.au](http://www.hinkler.com.au)



hinkler

© Hinkler Books Pty Ltd 2012  
Text © Louise Park

The School Zone logo is a registered trademark of  
School Zone Publishing Company. Used with permission.  
© School Zone Publishing Company 2012. All rights reserved.

Packaged by Paddlepop Press

Author: Louise Park  
Design and layout: Natascha Lenz  
Illustrations: Melissa Webb  
Cover illustrations: Brijbasi Art Press  
Prepress: Graphic Print Group

All rights reserved. No part of this publication may be reproduced, stored in a retrieval system, or transmitted in any way or by any means, electronic, mechanical, photocopying, recording or otherwise, without the prior written permission of Hinkler Books Pty Ltd.

Whilst every care has been taken in the preparation of this study material to ensure it matches the NAPLAN tests, Hinkler Books Pty Ltd does not guarantee specific NAPLAN test results. NAPLAN tests are subject to change without notice and parents and students should consult with their school about the content and requirements of the NAPLAN tests. Hinkler Books Pty Ltd accepts no liability for any loss, damage or injury alleged to be caused by the content in this publication.

This NAPLAN-style workbook has been produced by Hinkler independently of Australian Governments and is not an officially endorsed publication of the NAPLAN program. NAPLAN is a trademark of the Australian Curriculum, Assessment and Reporting Authority (ACARA).

ISBN: 978 1 7430 8464 9

Printed and bound in China



**Year 3**

# **NAPLAN<sup>\*</sup>-style**

## **LANGUAGE CONVENTIONS**

### **Workbook and Tests**



\* This NAPLAN-style workbook has been produced by Hinkler independently of Australian Governments and is not an officially endorsed publication of the NAPLAN program.

# Beginner Spelling

## The magic 'e' and commonly misspelled words

The highlighted word in each of these sentences is spelled incorrectly. Write the correct spelling for each highlighted word in the box.

HOT TIP: These words are spelled with an 'e' at the end.



1. Everyone had a piece of **caek** at the party.

2. The boy's **naem** was John.

3. Jess needed a **plase** to stay.

4. The dog was hiding inside the dark **cav**.

5. The car horn **mayd** a loud noise.

Read the text, *Alice's Puppies*. Each sentence has one spelling mistake in it. Write the correct spelling for that word in the box.

### Alice's Puppies

Alice's dog had fore baby puppies.

There were two gurls and two boys.

The puppies all had floppy eers and black noses.

One puppy didn't haef any spots at all.











Alice played with the puppies evary morning before school.





## Commonly misspelled words

Each pair of words below goes together. One word in each pair is spelled incorrectly. Write the correct spelling of each misspelled word in the box.

cup		+		plete	<input type="text"/>
shew		+		sock	<input type="text"/>
nife		+		fork	<input type="text"/>
pot		+		plante	<input type="text"/>
pen		+		pensil	<input type="text"/>

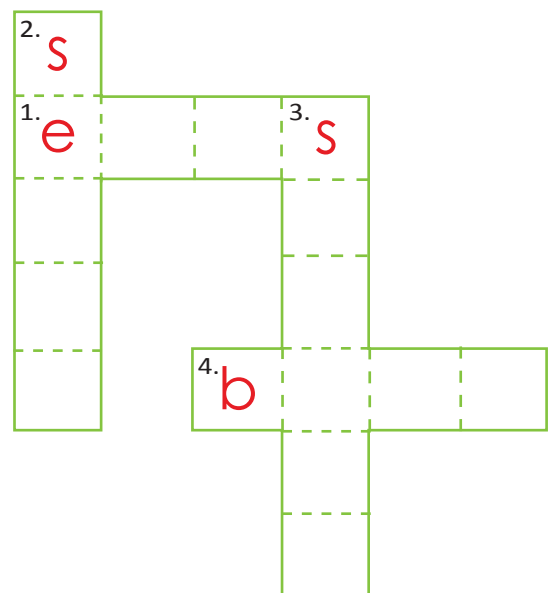
Use the clues to complete the crossword.

### ACROSS

1. We use these to see with.
4. Something you can read.

### DOWN

2. One more than six.
3. Where children go to learn.



# Advanced Spelling

Sound combinations: 'oa', 'ou' and 'ow'

## Word Search

Fill in the gaps in each word with the right letter combination (oa, ou or ow) and then find each word in the word search. The words go in these directions



y	e	l	l	d	o	w	b	n	m
t	o	w	y	n	b	r	e	t	t
o	a	f	e	b	f	r	d	v	w
w	w	l	l	l	e	r	o	t	y
n	i	o	l	o	o	p	w	w	a
d	e	w	o	w	a	w	n	v	n
x	c	e	w	v	b	t	n	m	a
s	d	r	w	i	n	d	o	w	k
r	s	o	a	p	o	w	p	z	x
t	y	u	i	r	o	u	n	d	w

HOT TIP: the letters 'oa' and 'ow' usually make the long 'o' sound. However, sometimes 'ow' can make the 'ou' sound.



fl\_\_ \_\_t



r\_\_ \_\_nd



s\_\_ \_\_p



br\_\_ \_\_n



fl\_\_ \_\_er



d\_\_ \_\_n



t\_\_ \_\_n



bl\_\_ \_\_



yell\_\_ \_\_



wind\_\_ \_\_

The highlighted word in each of these sentences is spelled incorrectly. Write the correct spelling for each highlighted word in the box.

Somone was cooking breakfast inside  
the gingerbread howse. It smelt like  
towst. The yummy smell travelled all  
arownd the village.



## Compound words


Break each compound word into two words and write them on the lines provided.

1. sunshine    \_\_\_\_\_ + \_\_\_\_\_
2. butterfly    \_\_\_\_\_ + \_\_\_\_\_
3. backpack    \_\_\_\_\_ + \_\_\_\_\_
4. backyard    \_\_\_\_\_ + \_\_\_\_\_
5. football    \_\_\_\_\_ + \_\_\_\_\_
6. homework    \_\_\_\_\_ + \_\_\_\_\_



HOT TIP: Look for the two smaller words hiding in the big word.

Draw a line from one puzzle piece to another to make one word out of two. Then write the new words that you made on the lines.



\_\_\_\_\_


\_\_\_\_\_

\_\_\_\_\_

# Advanced Grammar


Homophones: Words that sound the same but are spelled differently and have different meanings


Choose the correct word for the picture and write it in the boxes.





ate    meat    eight    blue    meet


tale    sale    blew    sail    tail




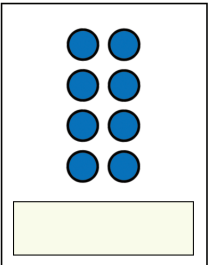





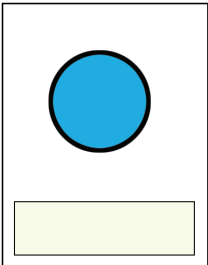

















One word is missing in each sentence. Shade one circle to show the correct word. 

- I ☐ my bike through the park. ☐ rode    ☐ road
- The girl ☐ the ball against the wall. ☐ threw    ☐ through
- Sunday is the first day of the ☐ . ☐ weak    ☐ week
- My ☐ came first in spelling. ☐ son    ☐ sun



## Common grammatical errors with contractions

Read the text, *Going Fishing*. There is a word missing in each sentence. Shade one circle to show the correct word. 



### Going Fishing

It  very crowded on the lake today.

- ☐ hasn't    ☐ isn't    ☐ doesn't    ☐ don't

 caught three fish already.

- ☐ I've    ☐ They'll    ☐ He'll    ☐ She'll

They  very big fish.

- ☐ wasn't    ☐ weren't    ☐ didn't    ☐ isn't

 just little ones.

- ☐ They're    ☐ He's    ☐ She's    ☐ They've

Jimmy  caught any fish yet.

- ☐ didn't    ☐ don't    ☐ haven't    ☐ hasn't

He  get his fishing line untangled.

- ☐ doesn't    ☐ couldn't    ☐ shouldn't

